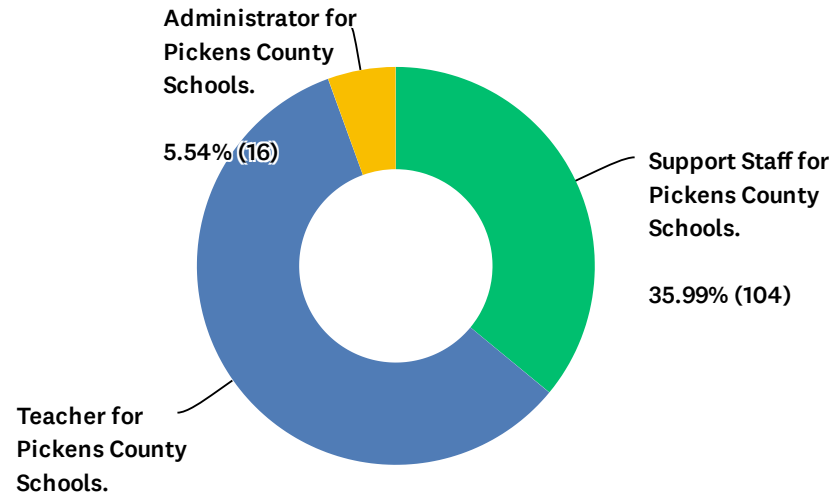


### Q1 Which of the following best describes you:

Answered: 289 Skipped: 0

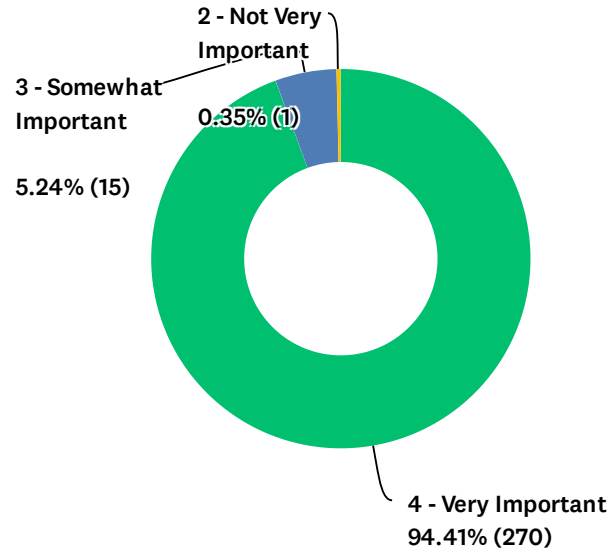


ANSWER CHOICES	RESPONSES
Support Staff for Pickens County Schools. (1)	35.99% 104
Teacher for Pickens County Schools. (2)	58.48% 169
Administrator for Pickens County Schools. (3)	5.54% 16
<b>TOTAL</b>	<b>289</b>

BASIC STATISTICS					
Minimum	Maximum	Median	Mean	Standard Deviation	
1.00	3.00	2.00	1.70	0.57	

## Q2 Willing to listen to students, parents, community, and staff:

Answered: 286 Skipped: 3

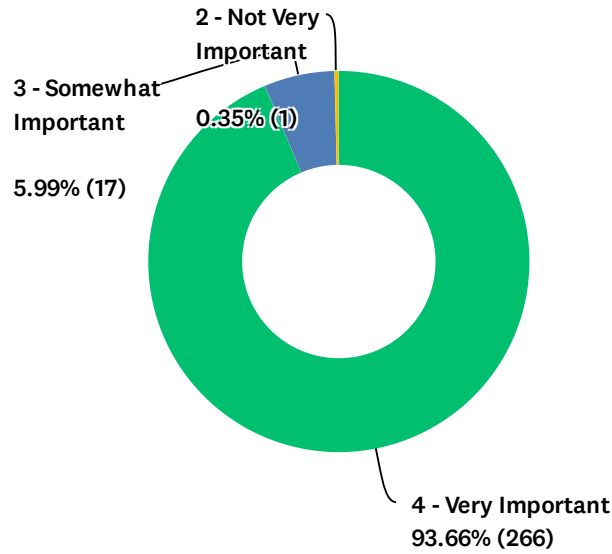


	4 - VERY IMPORTANT (1)	3 - SOMEWHAT IMPORTANT (2)	2 - NOT VERY IMPORTANT (3)	1 - NOT A CONSIDERATION (4)	TOTAL	WEIGHTED AVERAGE
(no label)	94.41% 270	5.24% 15	0.35% 1	0.00% 0	286	3.94

BASIC STATISTICS					
Minimum	Maximum	Median	Mean	Standard Deviation	
1.00	3.00	1.00	1.06	0.25	

### Q3 Willing to make tough decisions:

Answered: 284 Skipped: 5

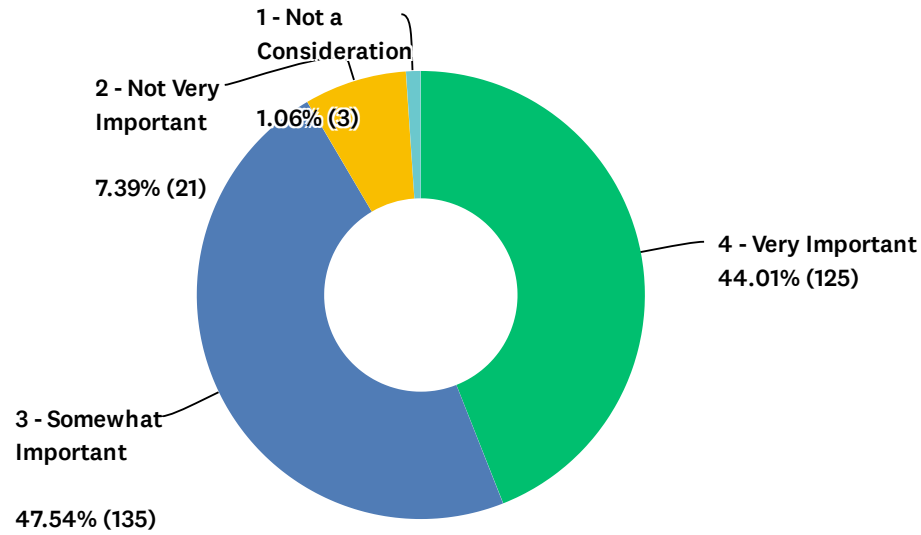


	4 - VERY IMPORTANT (1)	3 - SOMEWHAT IMPORTANT (2)	2 - NOT VERY IMPORTANT (3)	1 - NOT A CONSIDERATION (4)	TOTAL	WEIGHTED AVERAGE
(no label)	93.66% 266	5.99% 17	0.35% 1	0.00% 0	284	3.93

BASIC STATISTICS					
Minimum	Maximum	Median	Mean	Standard Deviation	
1.00	3.00	1.00	1.07	0.26	

### Q4 Advanced degree(s) in Education Administration:

Answered: 284 Skipped: 5

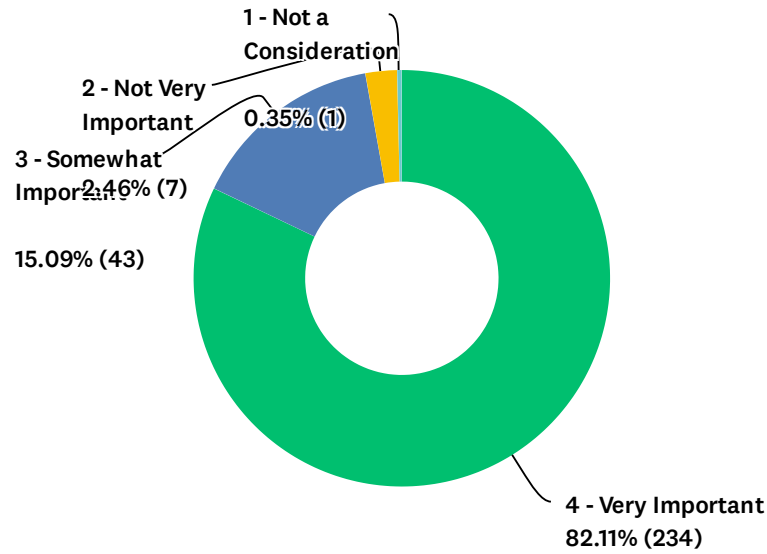


	4 - VERY IMPORTANT (1)	3 - SOMEWHAT IMPORTANT (2)	2 - NOT VERY IMPORTANT (3)	1 - NOT A CONSIDERATION (4)	TOTAL	WEIGHTED AVERAGE
(no label)	44.01% 125	47.54% 135	7.39% 21	1.06% 3	284	3.35

BASIC STATISTICS						
Minimum	Maximum	Median	Mean	Standard Deviation		
1.00	4.00	2.00	1.65	0.66		

### Q5 Classroom teaching experience:

Answered: 285 Skipped: 4

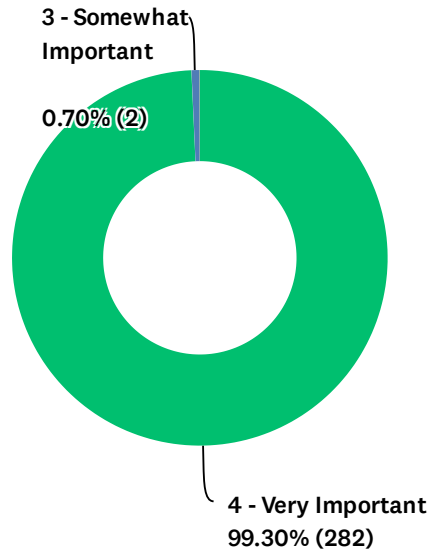


	4 - VERY IMPORTANT (1)	3 - SOMEWHAT IMPORTANT (2)	2 - NOT VERY IMPORTANT (3)	1 - NOT A CONSIDERATION (4)	TOTAL	WEIGHTED AVERAGE
(no label)	82.11% 234	15.09% 43	2.46% 7	0.35% 1	285	3.79

BASIC STATISTICS					
Minimum		Maximum	Median	Mean	Standard Deviation
1.00		4.00	1.00	1.21	0.49

### Q6 Honesty:

Answered: 284 Skipped: 5

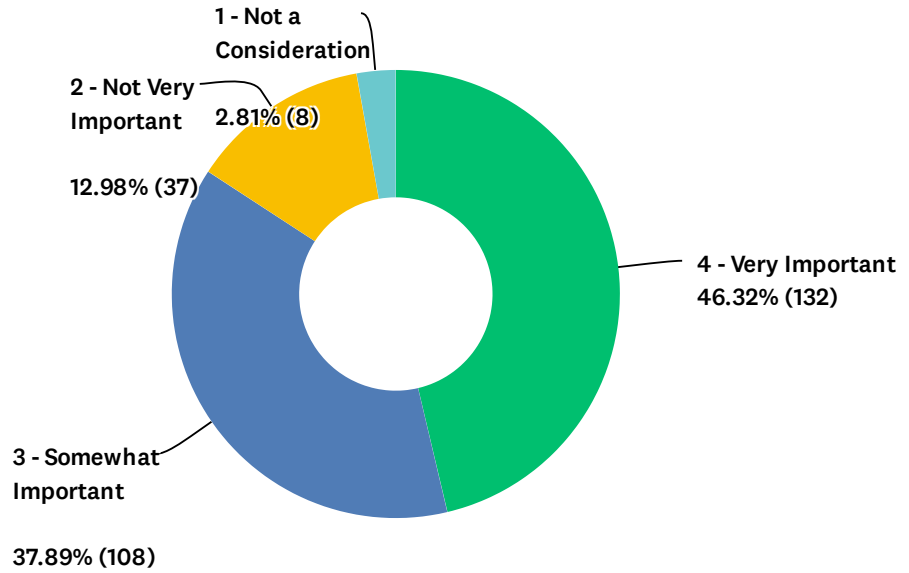


	4 - VERY IMPORTANT (1)	3 - SOMEWHAT IMPORTANT (2)	2 - NOT VERY IMPORTANT (3)	1 - NOT A CONSIDERATION (4)	TOTAL	WEIGHTED AVERAGE
(no label)	99.30% 282	0.70% 2	0.00% 0	0.00% 0	284	3.99

BASIC STATISTICS					
Minimum	1.00	Maximum	2.00	Median	1.00
				Mean	1.01
				Standard Deviation	0.08

### Q7 Familiar with the Pickens County School System:

Answered: 285 Skipped: 4

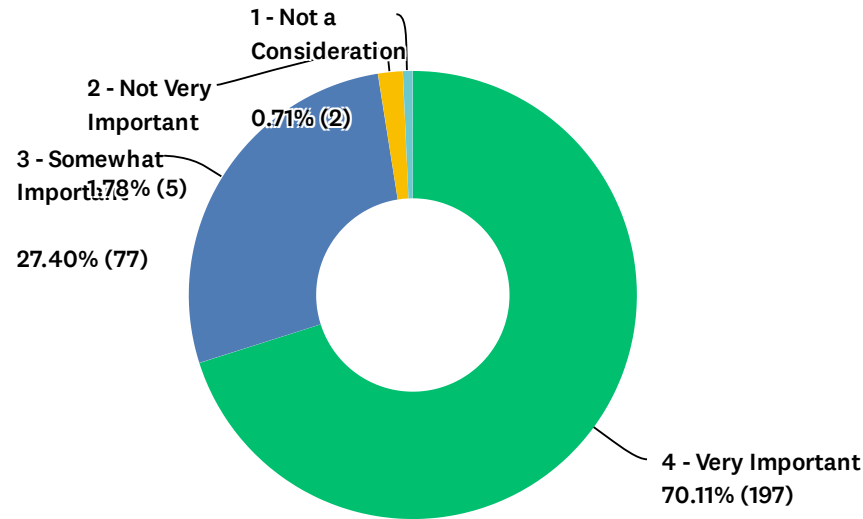


	4 - VERY IMPORTANT (1)	3 - SOMEWHAT IMPORTANT (2)	2 - NOT VERY IMPORTANT (3)	1 - NOT A CONSIDERATION (4)	TOTAL	WEIGHTED AVERAGE
(no label)	46.32% 132	37.89% 108	12.98% 37	2.81% 8	285	3.28

BASIC STATISTICS						
Minimum	Maximum	Median	Mean	Standard Deviation		
1.00	4.00	2.00	1.72	0.79		

### Q8 Experience and knowledge of school system finances and budget:

Answered: 281 Skipped: 8



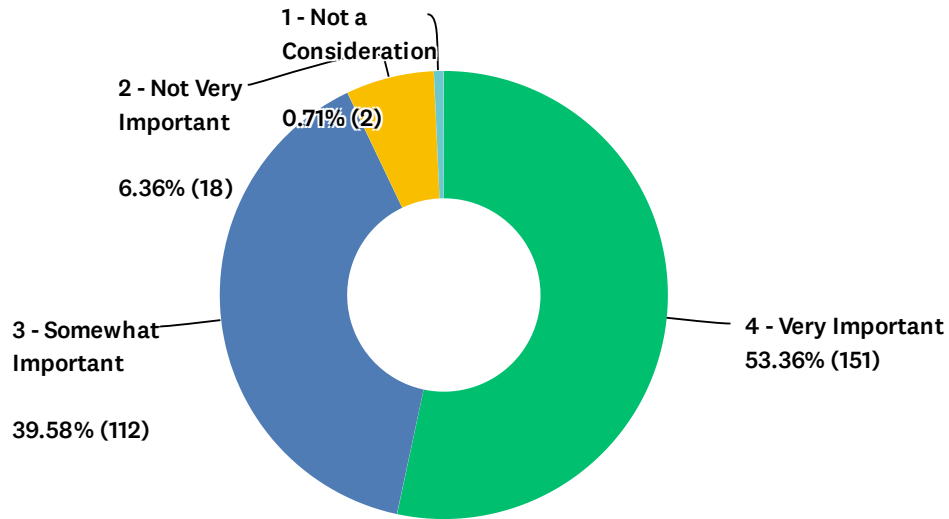
	4 - VERY IMPORTANT (1)	3 - SOMEWHAT IMPORTANT (2)	2 - NOT VERY IMPORTANT (3)	1 - NOT A CONSIDERATION (4)	TOTAL	WEIGHTED AVERAGE
(no label)	70.11% 197	27.40% 77	1.78% 5	0.71% 2	281	3.67

BASIC STATISTICS						
Minimum		Maximum		Median		Standard Deviation
1.00		4.00		1.00		0.55



### Q9 Ability to oversee facilities, maintenance, renovation, and construction:

Answered: 283 Skipped: 6

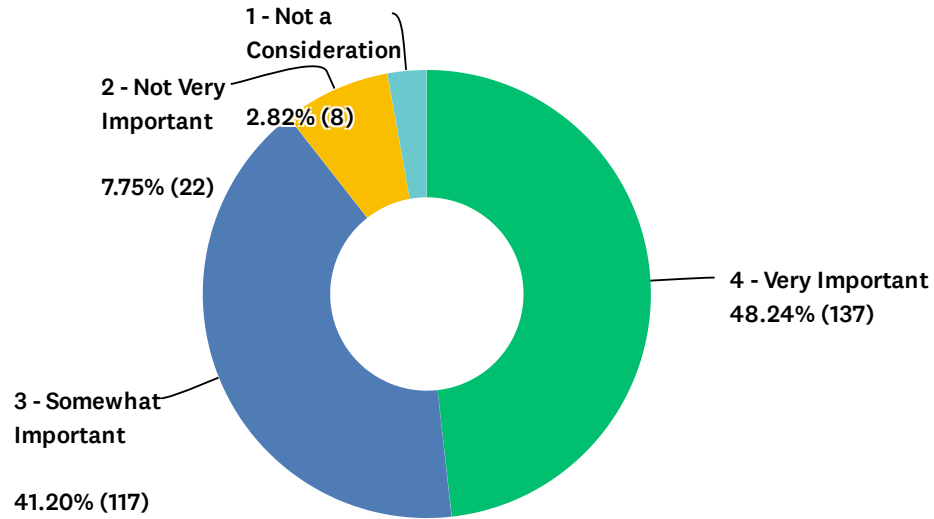


	4 - VERY IMPORTANT (1)	3 - SOMEWHAT IMPORTANT (2)	2 - NOT VERY IMPORTANT (3)	1 - NOT A CONSIDERATION (4)	TOTAL	WEIGHTED AVERAGE
(no label)	53.36% 151	39.58% 112	6.36% 18	0.71% 2	283	3.46

BASIC STATISTICS									
Minimum	1.00	Maximum	4.00	Median	1.00	Mean	1.54	Standard Deviation	0.65

### Q10 Experience in school system(s) similar to Pickens County:

Answered: 284 Skipped: 5

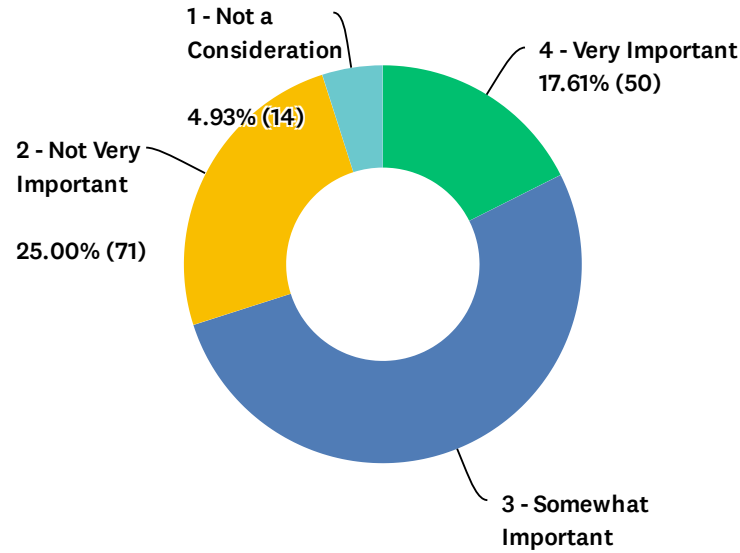


	4 - VERY IMPORTANT (1)	3 - SOMEWHAT IMPORTANT (2)	2 - NOT VERY IMPORTANT (3)	1 - NOT A CONSIDERATION (4)	TOTAL	WEIGHTED AVERAGE
(no label)	48.24% 137	41.20% 117	7.75% 22	2.82% 8	284	3.35

BASIC STATISTICS						
Minimum		Maximum	Median	Mean	Standard Deviation	
1.00		4.00	2.00	1.65	0.74	

### Q11 Experience in school system(s) different from Pickens County:

Answered: 284 Skipped: 5

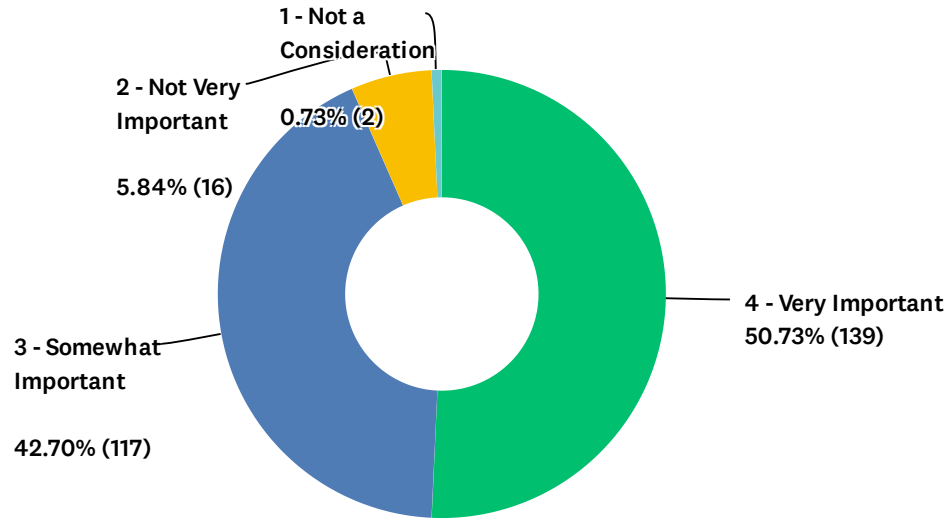


	4 - VERY IMPORTANT (1)	3 - SOMEWHAT IMPORTANT (2)	2 - NOT VERY IMPORTANT (3)	1 - NOT A CONSIDERATION (4)	TOTAL	WEIGHTED AVERAGE
(no label)	17.61% 50	52.46% 149	25.00% 71	4.93% 14	284	2.83

BASIC STATISTICS						
Minimum	Maximum	Median	Mean	Standard Deviation		
1.00	4.00	2.00	2.17	0.77		

### Q12 Ability to oversee curriculum and instruction:

Answered: 274 Skipped: 15

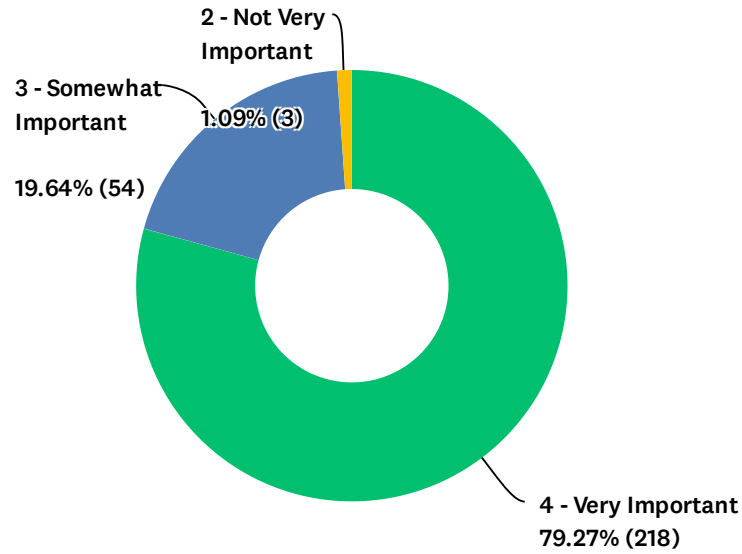


	4 - VERY IMPORTANT (1)	3 - SOMEWHAT IMPORTANT (2)	2 - NOT VERY IMPORTANT (3)	1 - NOT A CONSIDERATION (4)	TOTAL	WEIGHTED AVERAGE
(no label)	50.73% 139	42.70% 117	5.84% 16	0.73% 2	274	3.43

BASIC STATISTICS						
Minimum		Maximum		Median		Standard Deviation
1.00		4.00		1.00		0.64

### Q13 Projects an image of professionalism and polish:

Answered: 275 Skipped: 14

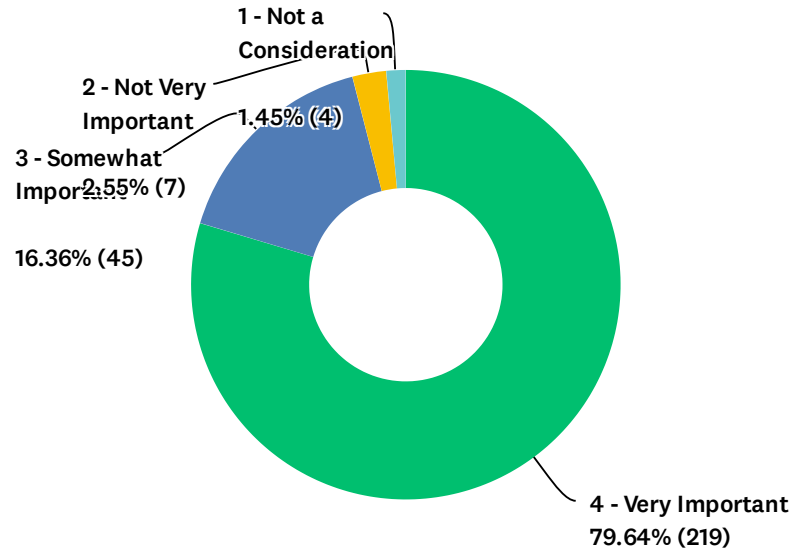


	4 - VERY IMPORTANT (1)	3 - SOMEWHAT IMPORTANT (2)	2 - NOT VERY IMPORTANT (3)	1 - NOT A CONSIDERATION (4)	TOTAL	WEIGHTED AVERAGE
(no label)	79.27% 218	19.64% 54	1.09% 3	0.00% 0	275	3.78

BASIC STATISTICS									
Minimum	1.00	Maximum	3.00	Median	1.00	Mean	1.22	Standard Deviation	0.44

### Q14 Likely to serve as Pickens County Superintendent for an extended time:

Answered: 275 Skipped: 14

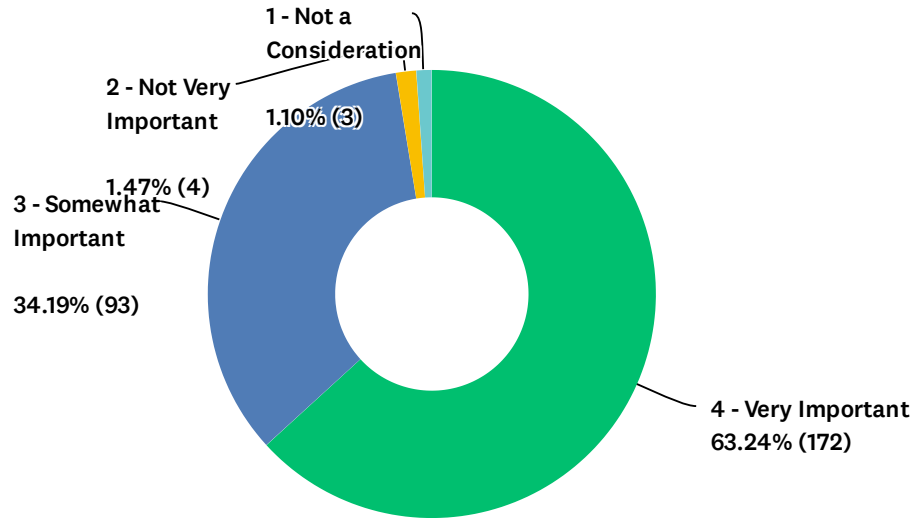


	4 - VERY IMPORTANT (1)	3 - SOMEWHAT IMPORTANT (2)	2 - NOT VERY IMPORTANT (3)	1 - NOT A CONSIDERATION (4)	TOTAL	WEIGHTED AVERAGE
(no label)	79.64% 219	16.36% 45	2.55% 7	1.45% 4	275	3.74

BASIC STATISTICS					
Minimum	Maximum	Median	Mean	Standard Deviation	
1.00	4.00	1.00	1.26	0.57	

### Q15 School-level administrative experience:

Answered: 272 Skipped: 17

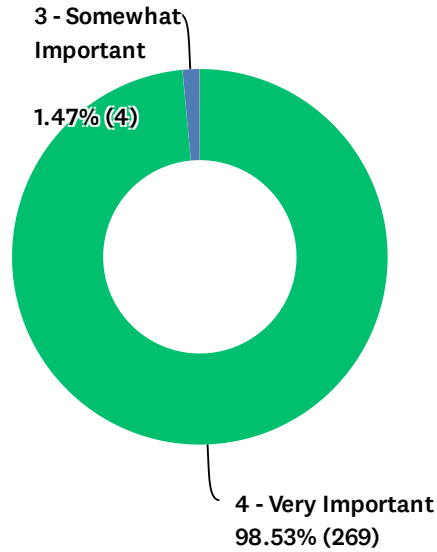


	4 - VERY IMPORTANT (1)	3 - SOMEWHAT IMPORTANT (2)	2 - NOT VERY IMPORTANT (3)	1 - NOT A CONSIDERATION (4)	TOTAL	WEIGHTED AVERAGE
(no label)	63.24% 172	34.19% 93	1.47% 4	1.10% 3	272	3.60

BASIC STATISTICS						
Minimum		Maximum		Median		Standard Deviation
1.00		4.00		1.00		0.58

### Q16 High ethical and moral standards:

Answered: 273 Skipped: 16



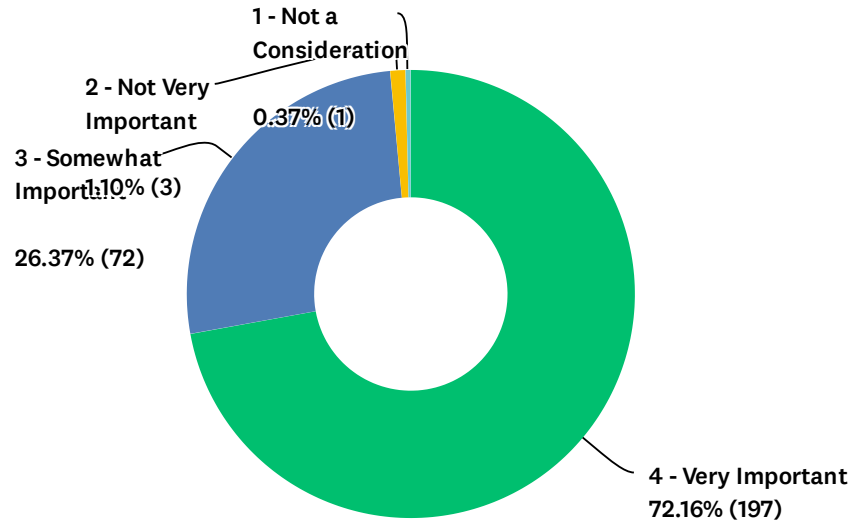
	4 - VERY IMPORTANT (1)	3 - SOMEWHAT IMPORTANT (2)	2 - NOT VERY IMPORTANT (3)	1 - NOT A CONSIDERATION (4)	TOTAL	WEIGHTED AVERAGE
(no label)	98.53% 269	1.47% 4	0.00% 0	0.00% 0	273	3.99

BASIC STATISTICS					
Minimum	Maximum	Median	Mean	Standard Deviation	
1.00	2.00	1.00	1.01	0.12	



### Q17 Ability to improve Pickens County's student achievement levels:

Answered: 273 Skipped: 16

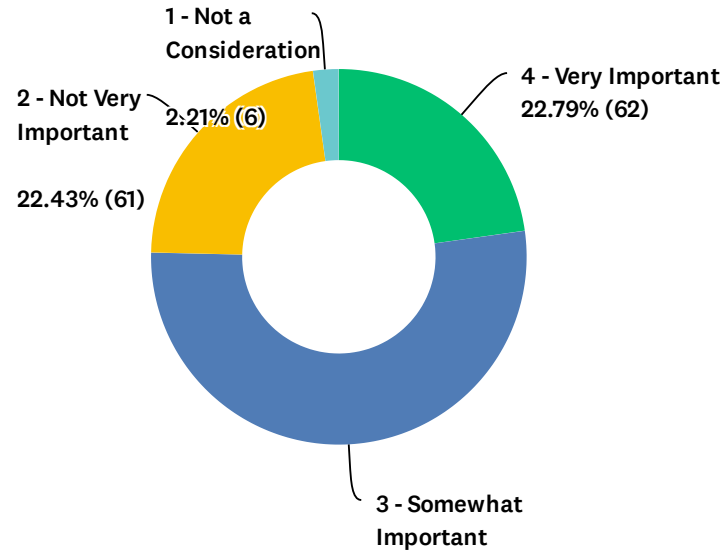


	4 - VERY IMPORTANT (1)	3 - SOMEWHAT IMPORTANT (2)	2 - NOT VERY IMPORTANT (3)	1 - NOT A CONSIDERATION (4)	TOTAL	WEIGHTED AVERAGE
(no label)	72.16% 197	26.37% 72	1.10% 3	0.37% 1	273	3.70

BASIC STATISTICS						
Minimum		Maximum		Median		Standard Deviation
1.00		4.00		1.00		0.50

### Q18 Active in professional organizations:

Answered: 272 Skipped: 17

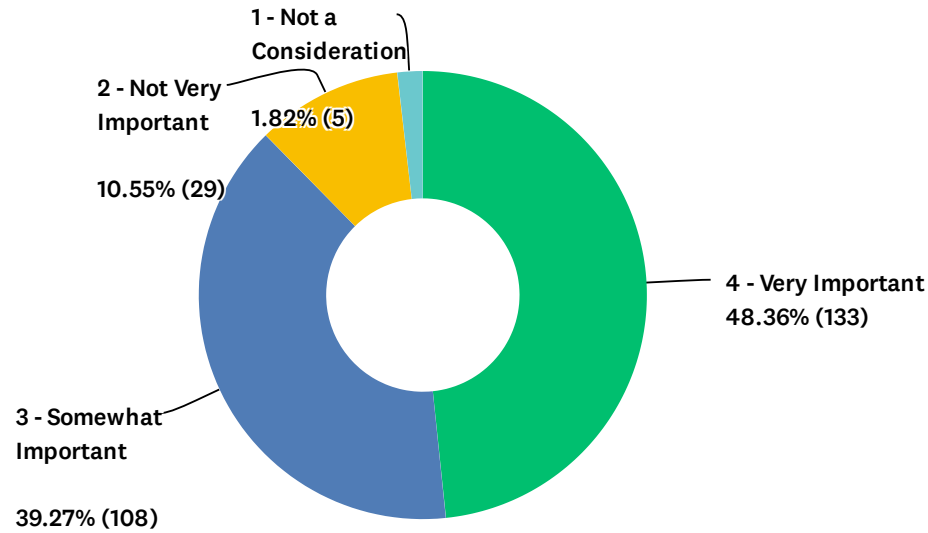


	4 - VERY IMPORTANT (1)	3 - SOMEWHAT IMPORTANT (2)	2 - NOT VERY IMPORTANT (3)	1 - NOT A CONSIDERATION (4)	TOTAL	WEIGHTED AVERAGE
(no label)	22.79% 62	52.57% 143	22.43% 61	2.21% 6	272	2.96

BASIC STATISTICS						
Minimum		Maximum	Median	Mean	Standard Deviation	
1.00		4.00	2.00	2.04	0.73	

### Q19 Knowledge and/or experience in administration of support functions such as special education, food service, and transportation:

Answered: 275 Skipped: 14

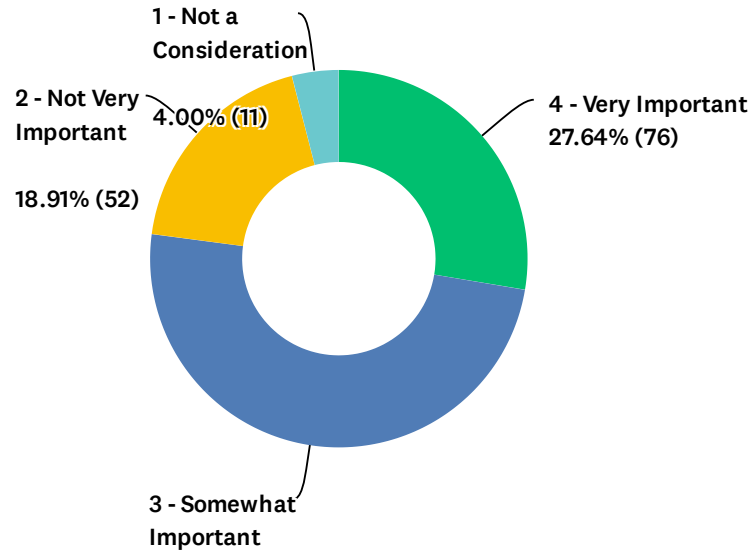


	4 - VERY IMPORTANT (1)	3 - SOMEWHAT IMPORTANT (2)	2 - NOT VERY IMPORTANT (3)	1 - NOT A CONSIDERATION (4)	TOTAL	WEIGHTED AVERAGE
(no label)	48.36% 133	39.27% 108	10.55% 29	1.82% 5	275	3.34

BASIC STATISTICS						
Minimum		Maximum	Median	Mean	Standard Deviation	
1.00		4.00	2.00	1.66	0.74	

## Q20 Prior service and/or success as a school superintendent:

Answered: 275 Skipped: 14

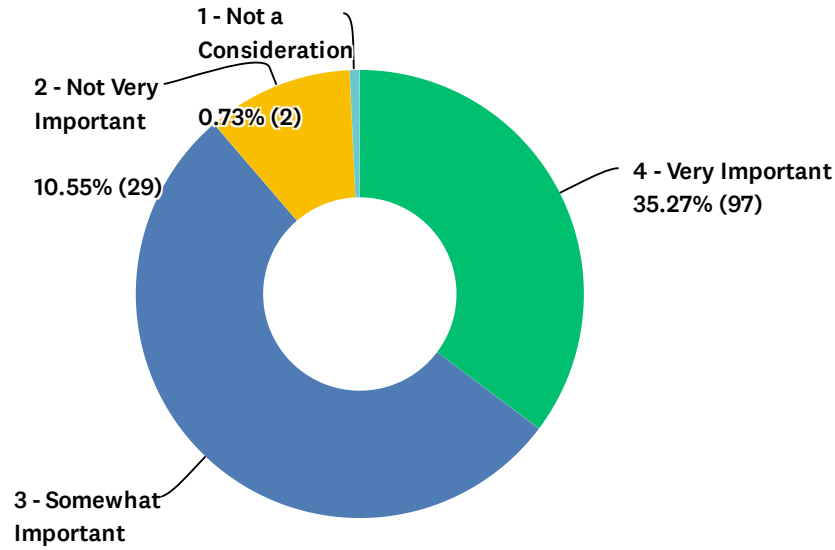


	4 - VERY IMPORTANT (1)	3 - SOMEWHAT IMPORTANT (2)	2 - NOT VERY IMPORTANT (3)	1 - NOT A CONSIDERATION (4)	TOTAL	WEIGHTED AVERAGE
(no label)	27.64% 76	49.45% 136	18.91% 52	4.00% 11	275	3.01

BASIC STATISTICS						
Minimum		Maximum	Median	Mean	Standard Deviation	
1.00		4.00	2.00	1.99	0.79	

## Q21 Civic and community involvement and leadership:

Answered: 275 Skipped: 14

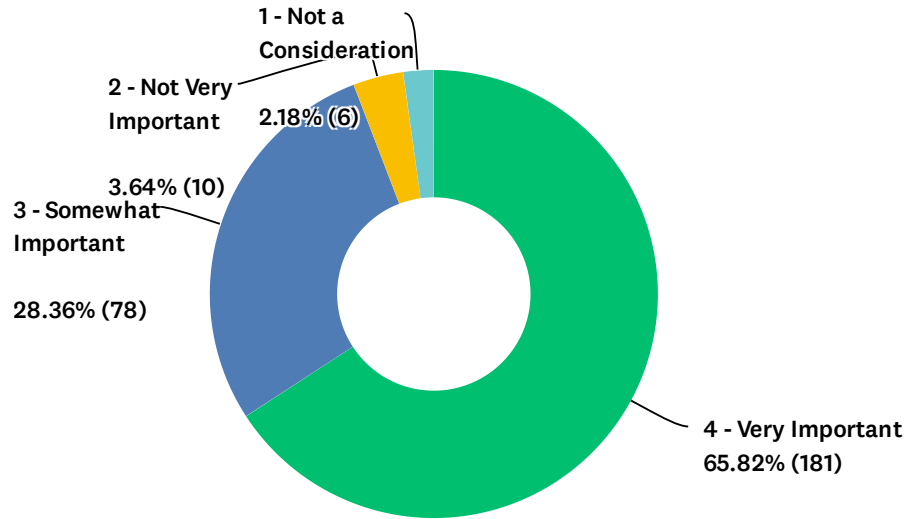


	4 - VERY IMPORTANT (1)	3 - SOMEWHAT IMPORTANT (2)	2 - NOT VERY IMPORTANT (3)	1 - NOT A CONSIDERATION (4)	TOTAL	WEIGHTED AVERAGE
(no label)	35.27% 97	53.45% 147	10.55% 29	0.73% 2	275	3.23

BASIC STATISTICS									
Minimum	1.00	Maximum	4.00	Median	2.00	Mean	1.77	Standard Deviation	0.66

## Q22 Ability to work effectively and in harmony with the School Board:

Answered: 275 Skipped: 14

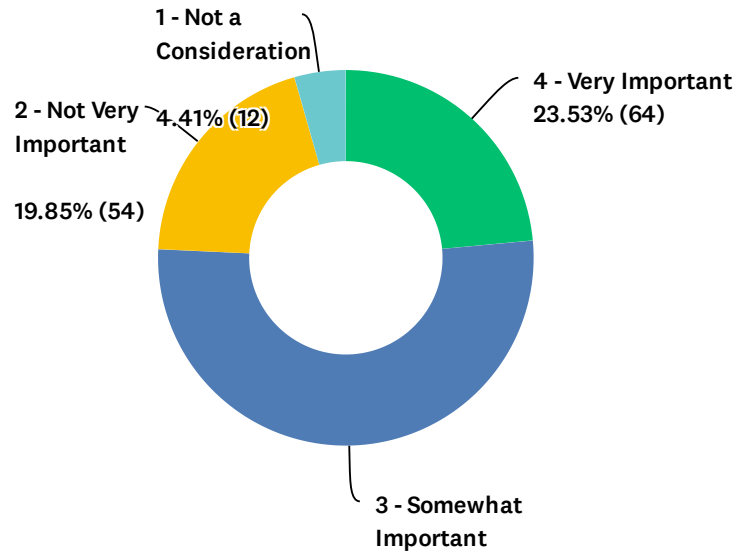


	4 - VERY IMPORTANT (1)	3 - SOMEWHAT IMPORTANT (2)	2 - NOT VERY IMPORTANT (3)	1 - NOT A CONSIDERATION (4)	TOTAL	WEIGHTED AVERAGE
(no label)	65.82% 181	28.36% 78	3.64% 10	2.18% 6	275	3.58

BASIC STATISTICS						
Minimum		Maximum		Median		Standard Deviation
1.00		4.00		1.00		0.67

### Q23 Central office administrative experience:

Answered: 272 Skipped: 17

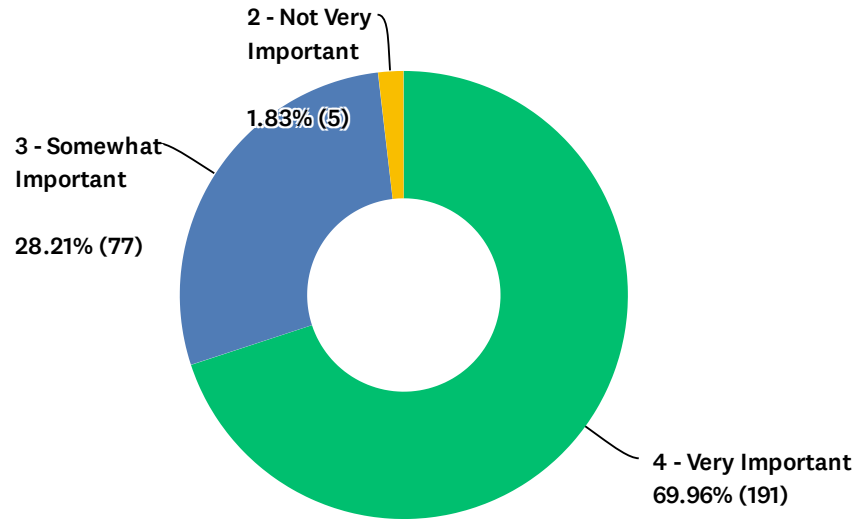


	4 - VERY IMPORTANT (1)	3 - SOMEWHAT IMPORTANT (2)	2 - NOT VERY IMPORTANT (3)	1 - NOT A CONSIDERATION (4)	TOTAL	WEIGHTED AVERAGE
(no label)	23.53% 64	52.21% 142	19.85% 54	4.41% 12	272	2.95

BASIC STATISTICS					
Minimum	Maximum	Median	Mean	Standard Deviation	
1.00	4.00	2.00	2.05	0.78	

### Q24 Good public speaker and communicator:

Answered: 273 Skipped: 16



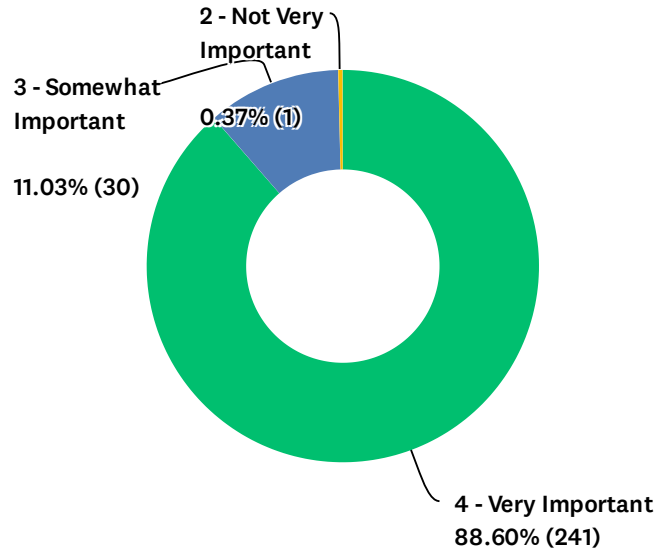
	4 - VERY IMPORTANT (1)	3 - SOMEWHAT IMPORTANT (2)	2 - NOT VERY IMPORTANT (3)	1 - NOT A CONSIDERATION (4)	TOTAL	WEIGHTED AVERAGE
(no label)	69.96% 191	28.21% 77	1.83% 5	0.00% 0	273	3.68

BASIC STATISTICS						
Minimum		Maximum		Median		Standard Deviation
1.00		3.00		1.00		0.50



### Q25 Willing to admit to problems and mistakes:

Answered: 272 Skipped: 17

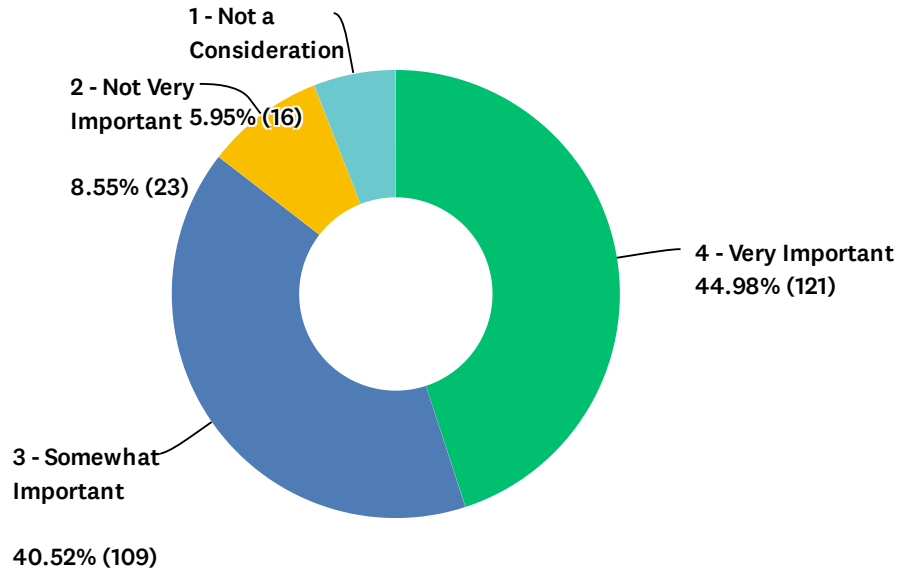


	4 - VERY IMPORTANT (1)	3 - SOMEWHAT IMPORTANT (2)	2 - NOT VERY IMPORTANT (3)	1 - NOT A CONSIDERATION (4)	TOTAL	WEIGHTED AVERAGE
(no label)	88.60% 241	11.03% 30	0.37% 1	0.00% 0	272	3.88

BASIC STATISTICS					
Minimum	Maximum	Median	Mean	Standard Deviation	
1.00	3.00	1.00	1.12	0.33	

### Q26 Willing to hold educators accountable for student outcomes and results:

Answered: 269 Skipped: 20

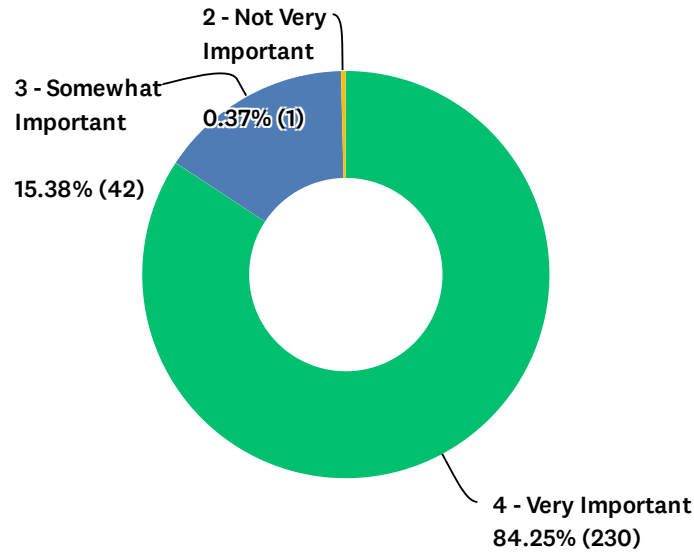


	4 - VERY IMPORTANT (1)	3 - SOMEWHAT IMPORTANT (2)	2 - NOT VERY IMPORTANT (3)	1 - NOT A CONSIDERATION (4)	TOTAL	WEIGHTED AVERAGE
(no label)	44.98% 121	40.52% 109	8.55% 23	5.95% 16	269	3.25

BASIC STATISTICS						
Minimum		Maximum	Median	Mean	Standard Deviation	
1.00		4.00	2.00	1.75	0.84	

## Q27 Ability to attract and retain high quality teachers, administrators, and staff for the Pickens County School System:

Answered: 273 Skipped: 16

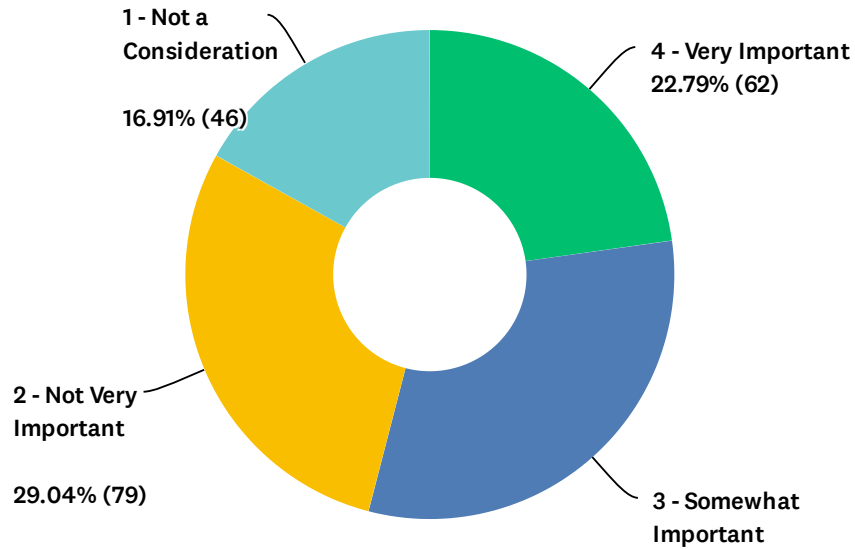


	4 - VERY IMPORTANT (1)	3 - SOMEWHAT IMPORTANT (2)	2 - NOT VERY IMPORTANT (3)	1 - NOT A CONSIDERATION (4)	TOTAL	WEIGHTED AVERAGE
(no label)	84.25% 230	15.38% 42	0.37% 1	0.00% 0	273	3.84

BASIC STATISTICS						
Minimum	Maximum	Median	Mean	Standard Deviation		
1.00	3.00	1.00	1.16	0.38		

## Q28 History of successful employment with the Pickens County School System:

Answered: 272 Skipped: 17

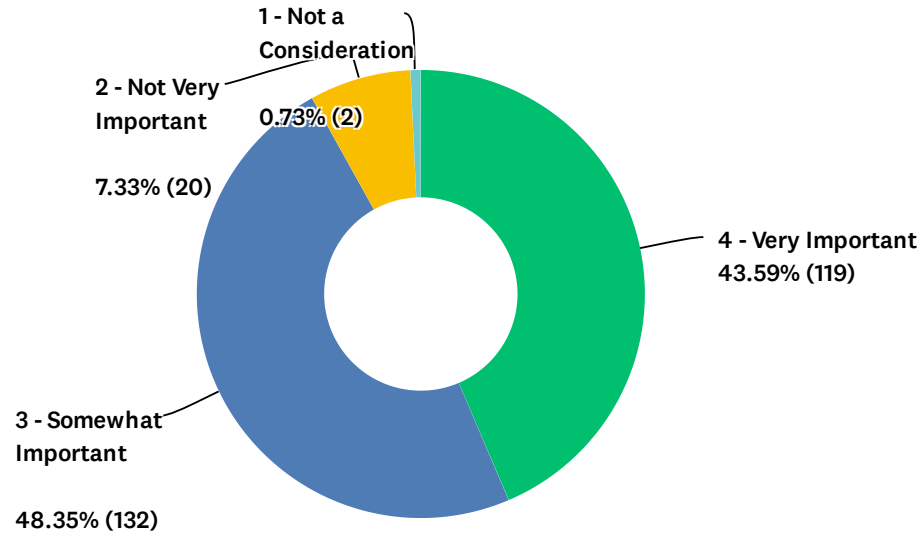


	4 - VERY IMPORTANT (1)	3 - SOMEWHAT IMPORTANT (2)	2 - NOT VERY IMPORTANT (3)	1 - NOT A CONSIDERATION (4)	TOTAL	WEIGHTED AVERAGE
(no label)	22.79% 62	31.25% 85	29.04% 79	16.91% 46	272	2.60

BASIC STATISTICS						
Minimum		Maximum	Median	Mean	Standard Deviation	
1.00		4.00	2.00	2.40	1.02	

### Q29 High energy level:

Answered: 273 Skipped: 16

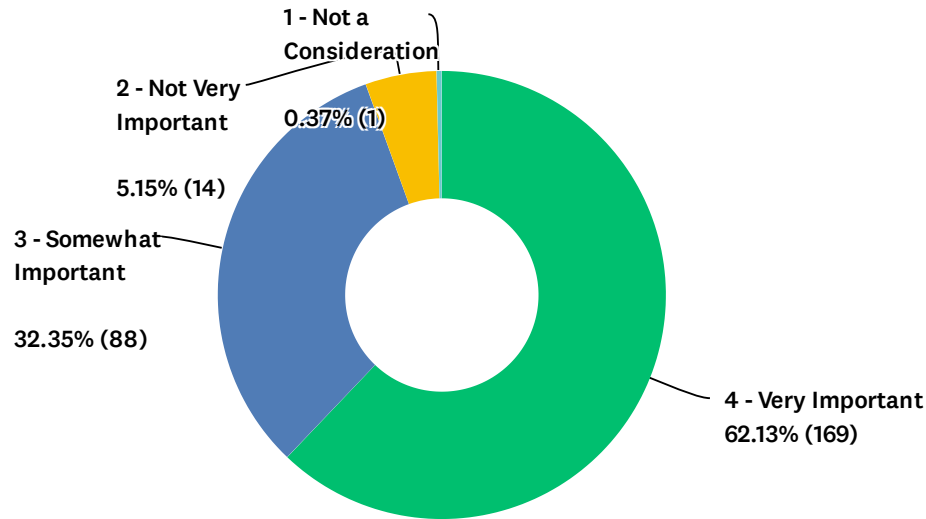


	4 - VERY IMPORTANT (1)	3 - SOMEWHAT IMPORTANT (2)	2 - NOT VERY IMPORTANT (3)	1 - NOT A CONSIDERATION (4)	TOTAL	WEIGHTED AVERAGE
(no label)	43.59% 119	48.35% 132	7.33% 20	0.73% 2	273	3.35

BASIC STATISTICS						
Minimum		Maximum		Median		Standard Deviation
1.00		4.00		2.00		0.65

### Q30 Ability to improve Pickens County's graduation rate:

Answered: 272 Skipped: 17

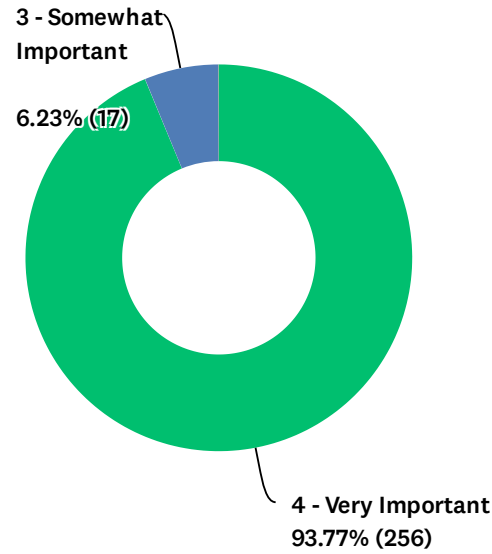


	4 - VERY IMPORTANT (1)	3 - SOMEWHAT IMPORTANT (2)	2 - NOT VERY IMPORTANT (3)	1 - NOT A CONSIDERATION (4)	TOTAL	WEIGHTED AVERAGE
(no label)	62.13% 169	32.35% 88	5.15% 14	0.37% 1	272	3.56

BASIC STATISTICS									
Minimum	1.00	Maximum	4.00	Median	1.00	Mean	1.44	Standard Deviation	0.61

### Q31 Strong work ethic:

Answered: 273 Skipped: 16

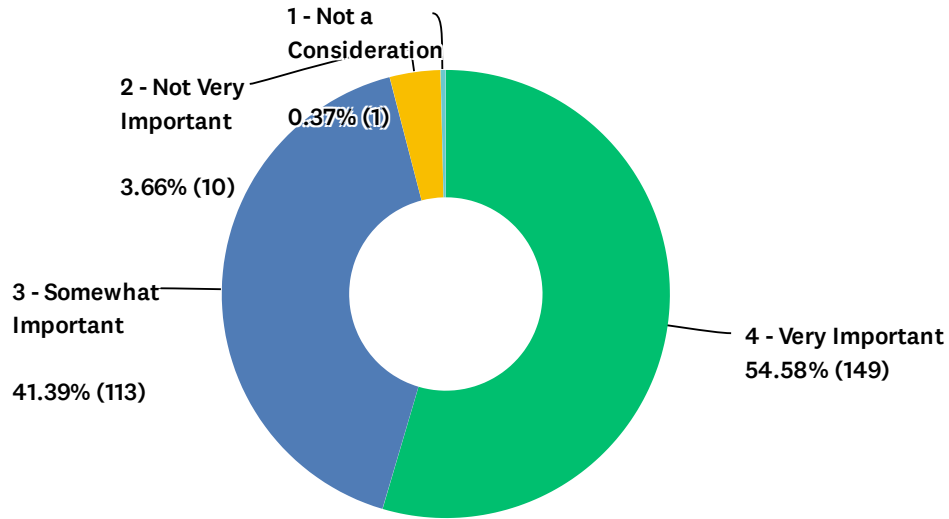


	4 - VERY IMPORTANT (1)	3 - SOMEWHAT IMPORTANT (2)	2 - NOT VERY IMPORTANT (3)	1 - NOT A CONSIDERATION (4)	TOTAL	WEIGHTED AVERAGE
(no label)	93.77% 256	6.23% 17	0.00% 0	0.00% 0	273	3.94

BASIC STATISTICS					
Minimum	Maximum	Median	Mean	Standard Deviation	
1.00	2.00	1.00	1.06	0.24	

### Q32 Experience in and/or knowledge of legal and personnel matters:

Answered: 273 Skipped: 16



	4 - VERY IMPORTANT (1)	3 - SOMEWHAT IMPORTANT (2)	2 - NOT VERY IMPORTANT (3)	1 - NOT A CONSIDERATION (4)	TOTAL	WEIGHTED AVERAGE
(no label)	54.58% 149	41.39% 113	3.66% 10	0.37% 1	273	3.50

BASIC STATISTICS						
Minimum		Maximum	Median	Mean	Standard Deviation	
1.00		4.00	1.00	1.50	0.59	